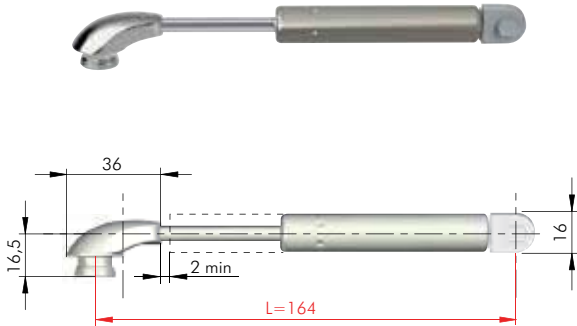


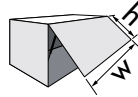
## COMPACT 164 mm - LIFT UP - Friction version



ZAnk EP ST

= 100 pcs.

42301010UZ	45
42302010UZ	60



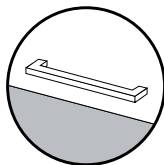
h	w	450		600		900		1200	
		Kg	Compact	Kg	Compact	Kg	Compact	Kg	Compact
230-250		1,2 - 1,3	1 x 45 N	1,6 - 1,8	1 x 45 N	2,4 - 2,6	2 x 45 N	3,2 - 3,5	2 x 45 N
251-300		1,3 - 1,6	1 x 45 N	1,8 - 2,1	2 x 45 N	2,6 - 3,2	2 x 45 N	3,5 - 4,2	2 x 45 N

Further newton strengths available on request.

Rev. 01

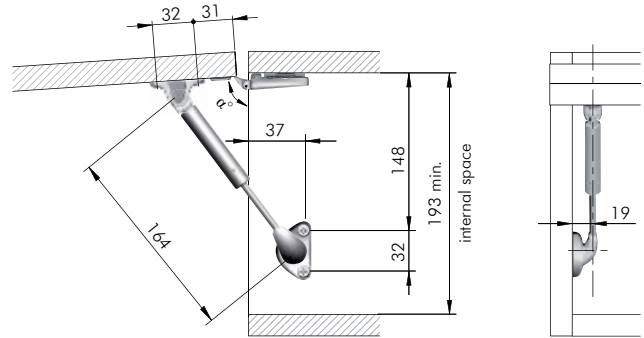
The above chart refers to chipboard or MDF 18 mm doors and aluminium frame doors with glass 4 mm thick. These are experimental results to be checked by the customer. Our Technical Department is at your disposal to test further cases out of this chart

8



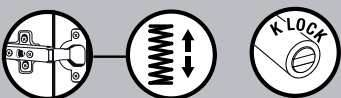
Soporte lateral en posición

	$\alpha^\circ$
Side bracket in Position A	88°
Side bracket in Position B	71°



The dimensions of the above drilling plan refer to carcasses which use **standard sprung or unsprung hinges** and mounting plates 0 mm. Please note that  $\alpha^\circ$  opening angle shown data is purely indicative. It varies with respect to the hinge brand and adjustment carried out.

Las dimensiones del plan de perforación anterior se refieren a las canales que utilizan bisagras estándar y sin suspensión y placas de montaje de 0 mm. Tenga en cuenta que el ángulo de apertura  $\alpha^\circ$  mostrado en los datos es meramente indicativo. Varía con respecto a la marca de la bisagra y el ajuste realizado



Please note that in case of use of **negative hinges**, **magnet K Lock** is required. For details refer to section "PUSH CATCHES & MAGNETIC CATCHES".